



FengHua Industry

Ancient literature dust remove restoration table

Instruction for Use

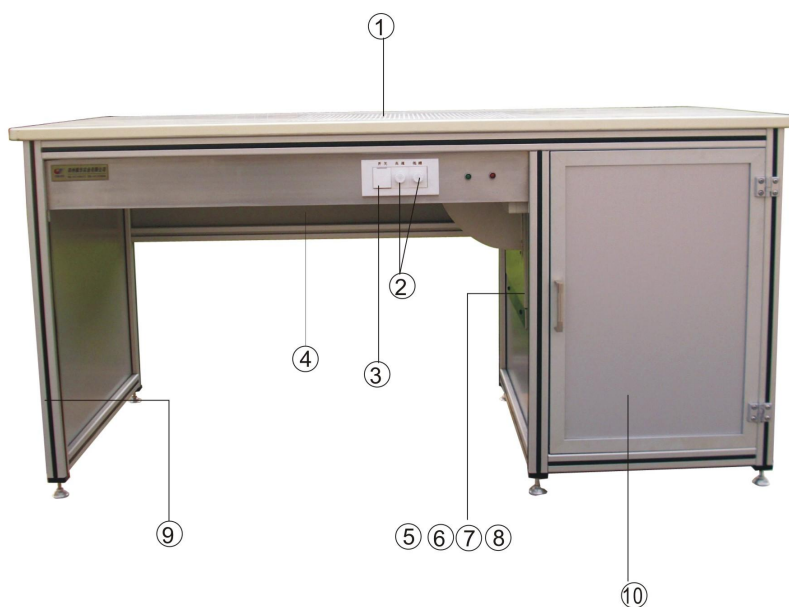


ZHENGZHOU FENGHUA INDUSTRY CO., LTD.

Dust Removal Repair Work Bench for Ancient Books and Documents

The dust removal repair work bench of ancient books and documents is a patented product of our company, patent No.:ZL200920224157.7. The product consists of electronic dust removal equipment, ultra silent multispeed blower fan, activated carbon adsorption device, aluminum alloy frame, aluminum-plastic panel and table body with wood baking varnish mosaic stainless steel orifice worktop, which is mainly used for ancient books, archives, paper documents, sorting of Chinese ancient calligraphy and painting, dust removal and repair work. Please read this instruction manual carefully before operating. Thank you for your cooperation!

I. Illustration of Worktop



⑤⑥⑦⑧打开箱体见

Open box body for ⑤,⑥,⑦,⑧

- (1) Worktop of baking varnish orifice
- (2) air regulation knob
- (3) power switch
- (4) dust removal chamber
- (5) electronic dust remover
- (6) silent air blower
- (7) power supply access port
- (8) earth leakage protection switch
- (9) aluminum alloy frame
- (10) plastic -aluminum decoration plate

II. Structural Pattern:

Dust removal repair work bench of ancient books and documents is mainly made up of two parts:

1. Table surface consists of wood baking varnish mosaic stainless steel dust suction orifice. Bottom connects with dust extraction chamber and air flue, docking with air inlet of electronic dust remover.

2. Table body of work bench consists of aluminum alloy frame and aluminum-plastic panel, which can open the locker on the right part and built in electric dust remover, convenient for inspection and maintenance. The back is equipped with air grille filtered by activated carbon. Electronic dust remover can open the door to pull filter screen and dust hopper at both sides out to clean up.

III. Configuration Parameters

Configuration	Specification	Performance / feature
Worktop	1600X750X780	Using 25mm high strength wood paint plate by the chemical treatment of insect prevention, anticorrosion and damp proof. It has the character of high strength, good rigidity, no deformation, reasonable proportion, smooth painting and firmness.
Silent blower fan	BV-7NSIC	Using negative pressure suction and adjusting speed by second gear. air volume: 370m ³ /h noise: less than 45 decibels wind pressure: 167Pa power: 55W rotating speed: 1170rpm
Decontamination plant	640X500X400	The efficiency is more than 95% (0.3 micron order fine dust) with electronic vacuum and high efficiency filter.
Duct suction surface	500 x400	It is treated through stainless steel worktop plastic spraying and laser shock microspore surface treatment. Chamber applies 304 stainless steel.
Air flue	150 mm (diameter)	Using Al-Zn alloy coated steel sheet and treated by plastic spraying
Power supply		AC 220-220 V 50 Hz
Level of protection		IP54
Insulation class		F
Control		High quality adjusting knob is set in the front, easy to use.


V. Special Precautions for Using

1. It is shown as the right figure ①

power switch ② small air volume

switch ③ big air volume switch ④

alarm indicator lamp for dust removal:



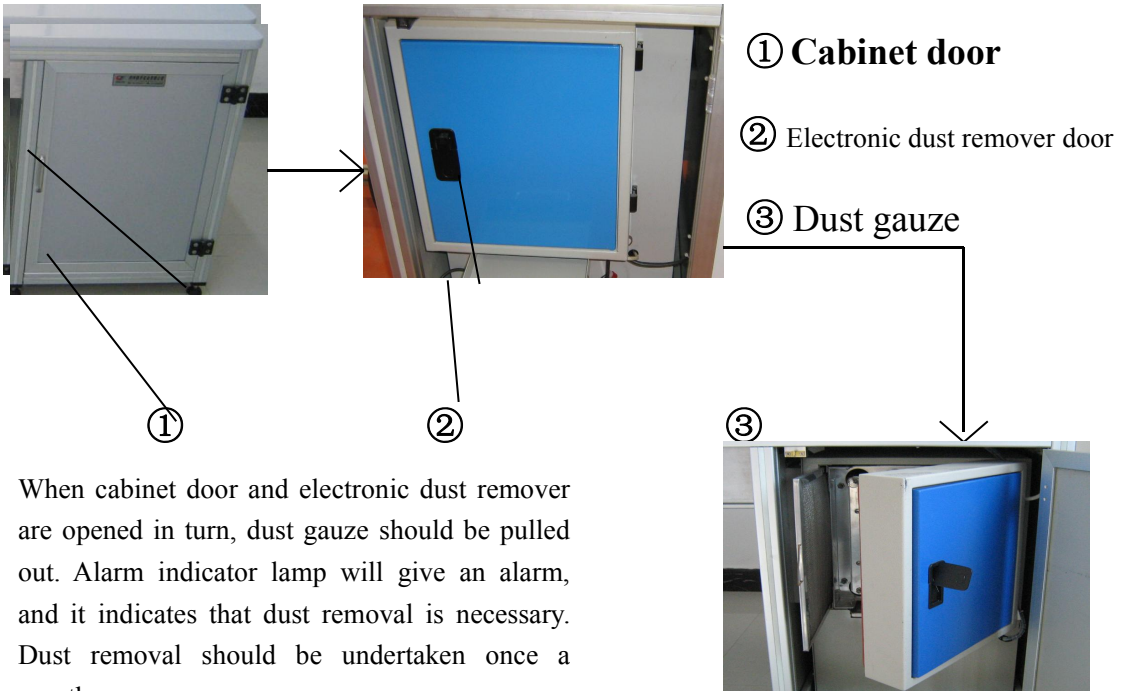
For too much dust collection, the indicator ① ② ③ ④ ⑤

will give an alarm, and it indicates that

dust removal is necessary. ⑤ power

indicator light

2. Cleaning of Dust Gauze



3. Cleaning of dust hopper

After dust hopper door opened, dust hopper can be directly pulled out from the underside of electronic dust remover door. It should be cleaned once a month.

Dust hopper



4. The protection of electrostatic precipitation

Before cabinet door opened, it must cut off the power for more than 3 minutes to ensure electrostatic box for sufficient discharge.

Electrostatic box

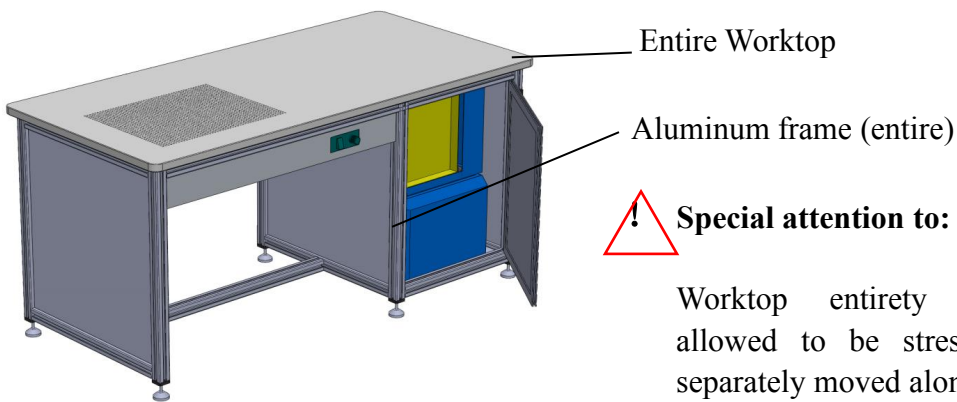


V. Overall Movement and Installation Requirements for Dust Removal Repair Work Bench of Ancient books and documents

1. In movement, it must be moved in entirety, and movement acting point must aluminum frame entirety as shown in the figure.

! Special attention to: worktop entirety is not allowed to be stressed and separately moved alone.

2. After movement in place through aluminum frame entirety, adjust adjustable universal leg firm nut until it reaches horizontal surface of worktop.



! Strictly prohibit movement in this way:
In movement, directly lifting up upper tabletop easily cause damage to connecting pieces of worktop and lower frame as well as internal parts.



! Proper Operation Tip:
In movement, directly lift up aluminum frame bottom.

1. Non professional repair personnel shall not open electronic dust

remover, silent blower and electrical components.

2. When sorting large volume cultural relic, please clean dust box timely. It usually should be cleaned once a month. Gauze on both sides should be pulled out to clean dust, then pull out the filter below the drawer to clean the dust. Power shall be closed when operating.
3. When the equipment is out of service for a long time, power inlet wire plug should be pulled up, not allowing long-term power-on.
4. When daily work is finished, electric leakage switch shall be closed.

Hotline: 0371-67600048 67621517 67602008

Company Address: No. 19, Zhengzhou-Kaifeng Expressway
(Zhongmou Section), Zhengzhou city

Website: www.zz-fh.com

E-mail: zz-zh@163.com

**Thank you for choosing FengHua series of cultural relic
repair equipment**